

**ONSONG**

# The Basics

---

Getting Started with OnSong

# Requirements

---

The things you'll need

# What Is OnSong?

- Mobile app optimized for tablets
- Replaces your 3-ring binder
- Transpose, capo and format
- Tools to help you prepare, practice and perform
- Thousands of songs at your fingertips



# What You'll Need

- An Apple iPad
- Works on iPhone and iPod touch too
- Android support coming summer 2012
- Install OnSong from the app store
- <http://onsongapp.com/buy/>



# What You'll Want (eventually)

- Foot pedal for hands-free operation
- Music stand or clip for a mic stand
- Subscription to music services like Rockin' With The Cross
- Video adapter or an Apple TV for AirPlay
- This for every member of your team



# The Interface

---

How to touch your music

# The Interface

---

- Your music fills the entire screen
- On the top is a menubar to perform actions
- On the bottom right is the live bar for live actions
- In the corners are assignable “hot corners”
- Tap or swipe the screen to scroll and flip pages



# Welcome To OnSong

Jason Kichline

to get started with OnSong, tap "Songs"  
you can use this to manage your music  
don't forget you can swipe left to right  
and simply delete songs you don't like

tap the gear icon all the way to the right  
and get help on any topic you need  
or tap the sliders icon almost to the right  
and change how your song looks

try out the other toolbar options  
and see all that you can do  
like editing and playing songs  
or sharing music with your band

to navigate, just swipe or tap  
left or right or up or down  
scroll anywhere you want to go  
tap in the middle for full screen

**We hope you enjoy  
OnSong! Give us  
feedback by tapping  
"?" then "Feedback".  
Help make OnSong  
awesome!**



# Welcome To OnSong

Jason Kichline


to get started with OnSong, tap "Songs"  
you can use this to manage your music  
don't forget you can swipe left to right  
and simply delete songs you don't like

tap the gear icon all the way to the right  
and get help on any topic you need  
or tap the sliders icon almost to the right  
and change how your song looks

try out the other toolbar options  
and see all that you can do  
like editing and playing songs  
or sharing music with your band

to navigate, just swipe or tap  
left or right or up or down  
scroll anywhere you want to go  
tap in the middle for full screen

**We hope you enjoy  
OnSong! Give us  
feedback by tapping  
"?" then "Feedback".  
Help make OnSong  
awesome!**



Menubar

# Welcome To OnSong

Jason Kichline

to get started with OnSong, tap "Songs" you can use this to manage your music don't forget you can swipe left to right and simply delete songs you don't like

tap the gear icon all the way to the right and get help on any topic you need or tap the sliders icon almost to the right and change how your song looks


try out the other toolbar options and see all that you can do like editing and playing songs or sharing music with your band

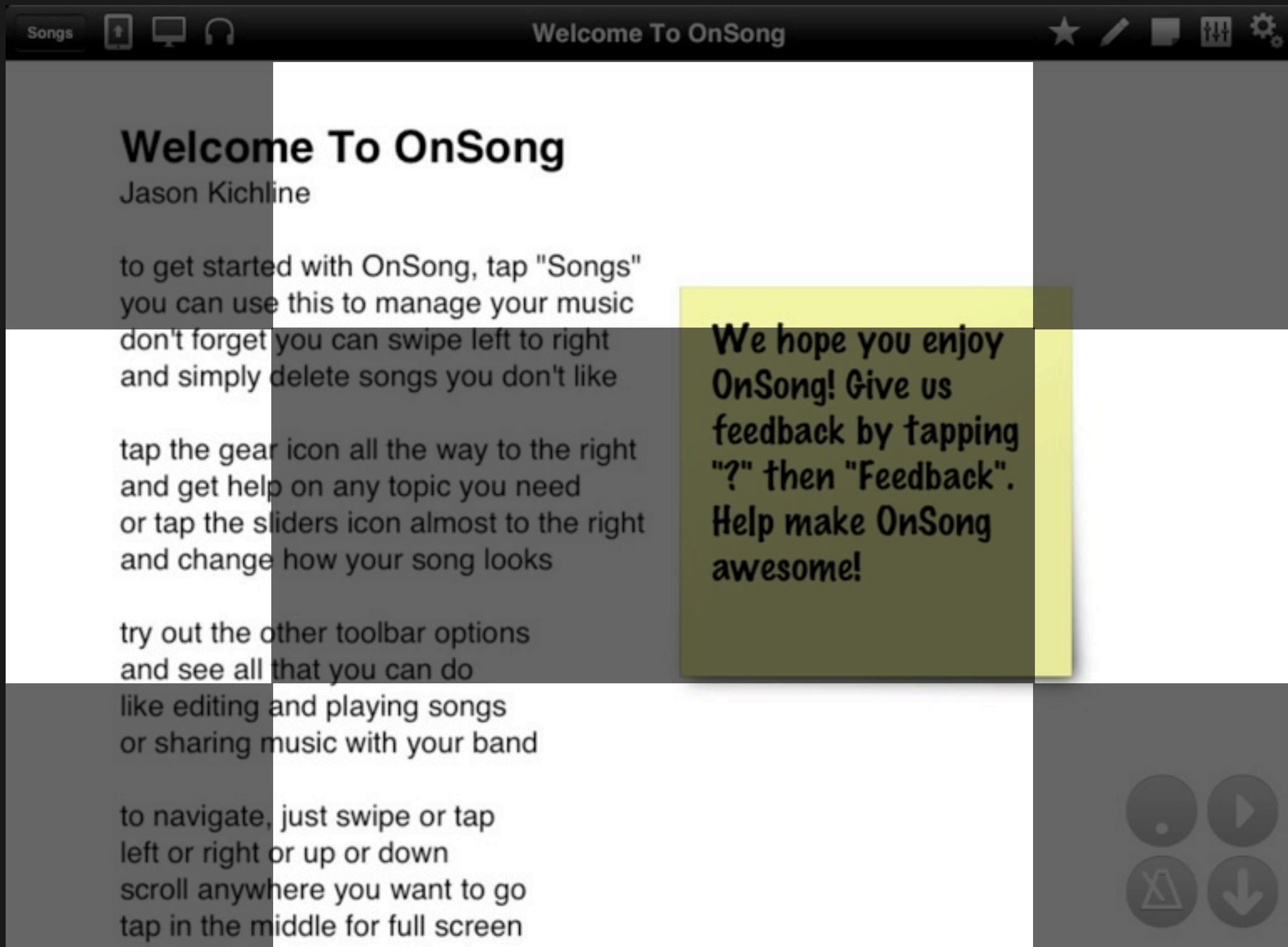
to navigate, just swipe or tap left or right or up or down scroll anywhere you want to go tap in the middle for full screen

**We hope you enjoy OnSong! Give us feedback by tapping "?" then "Feedback". Help make OnSong awesome!**

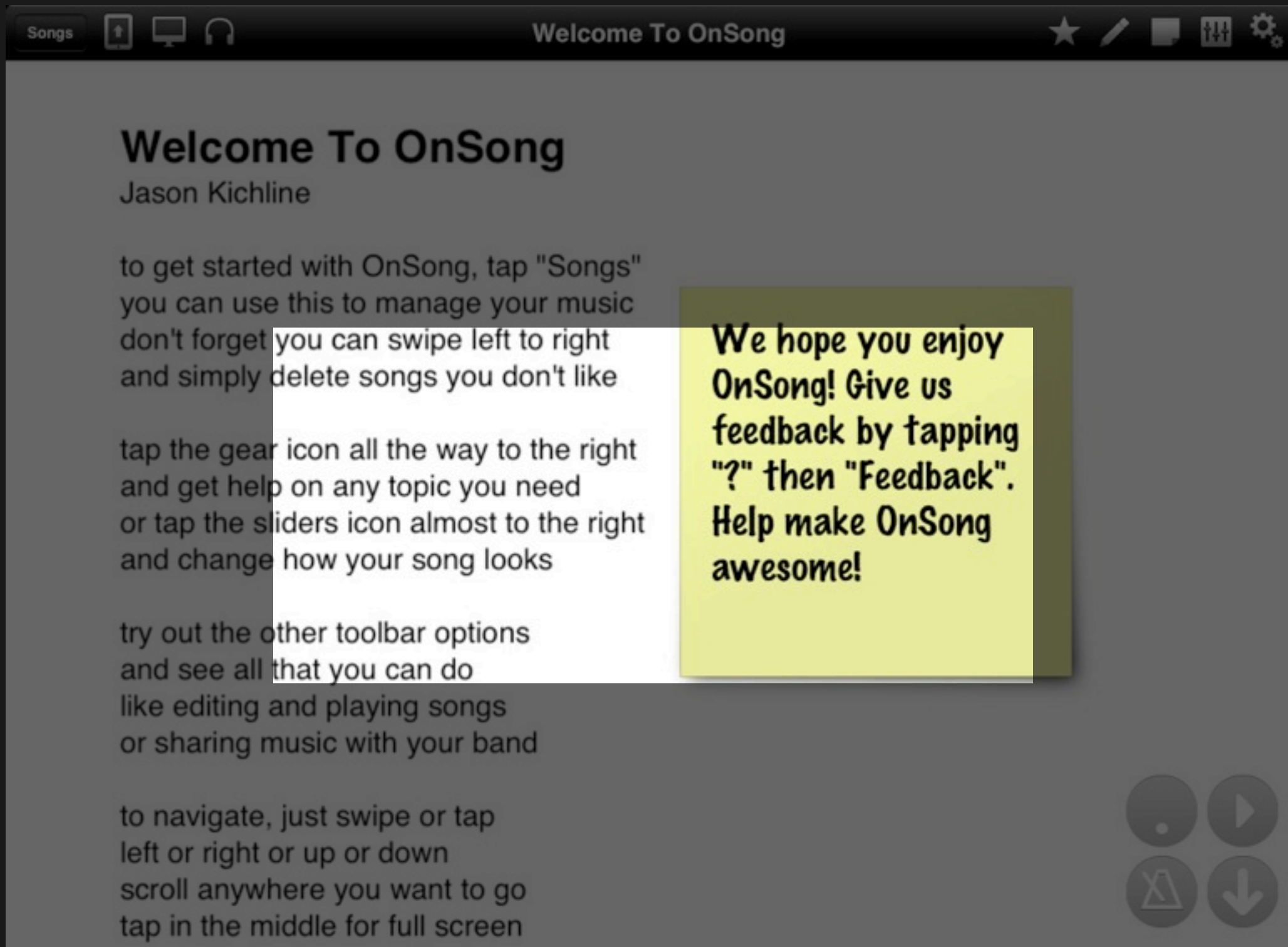


Live Bar





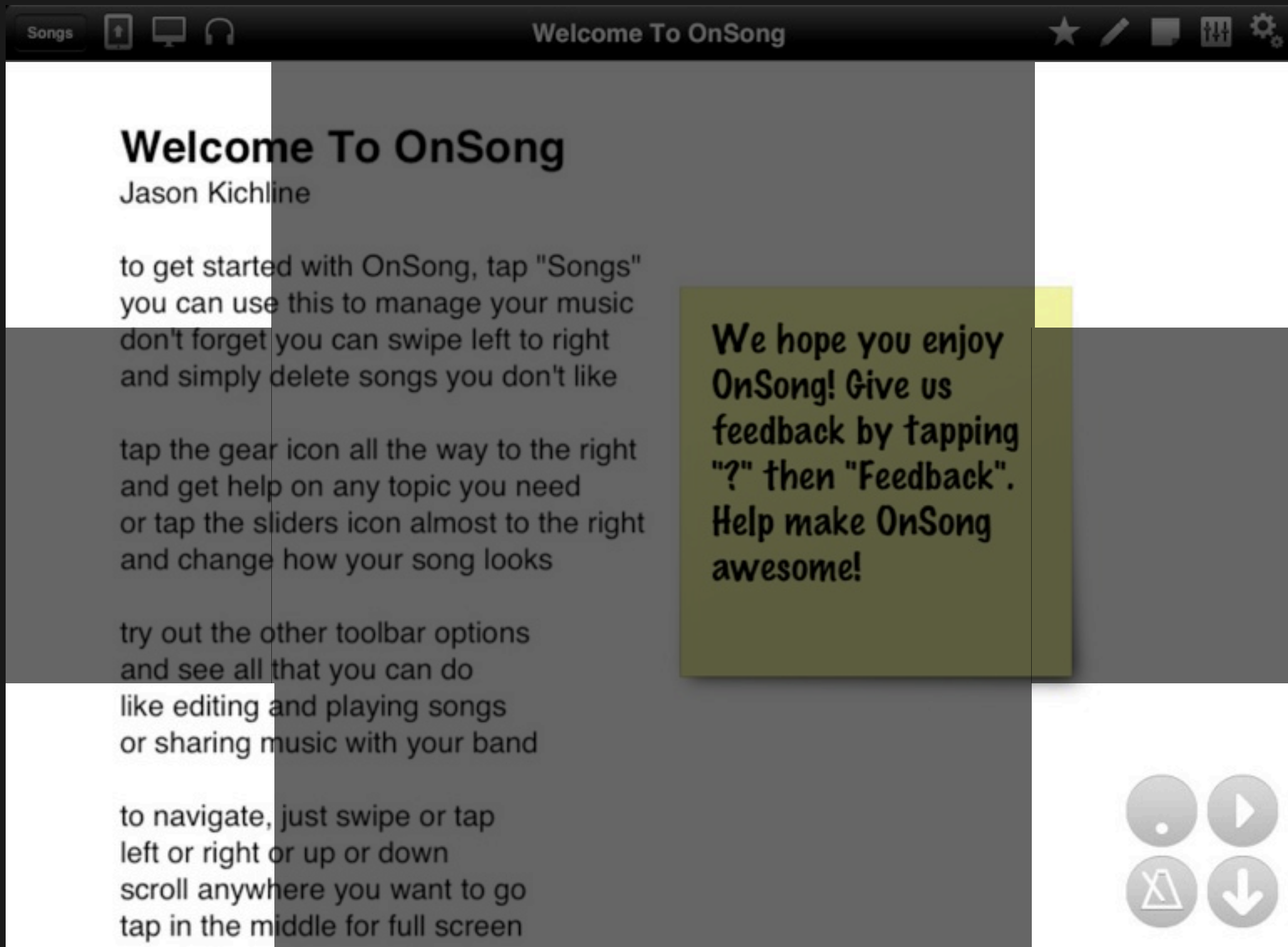


← Navigation Zones




Show/Hide Menubar





Hot Corners



# The Menubar



## Songs Menu

Add, import and view songs



## Star/Unstar Button

Mark as a favorite or to practice



## Share Menu

Export, email, print, wireless



## Song Editor

Change lyrics, chords and flow



## External Video Menu

Lyrics projection and mirroring



## Annotations Menu

Add sticky notes to your sheet



## Playback Menu

Backing tracks, tempo and duration



## Display Preferences Menu

Custom formatting and transposing

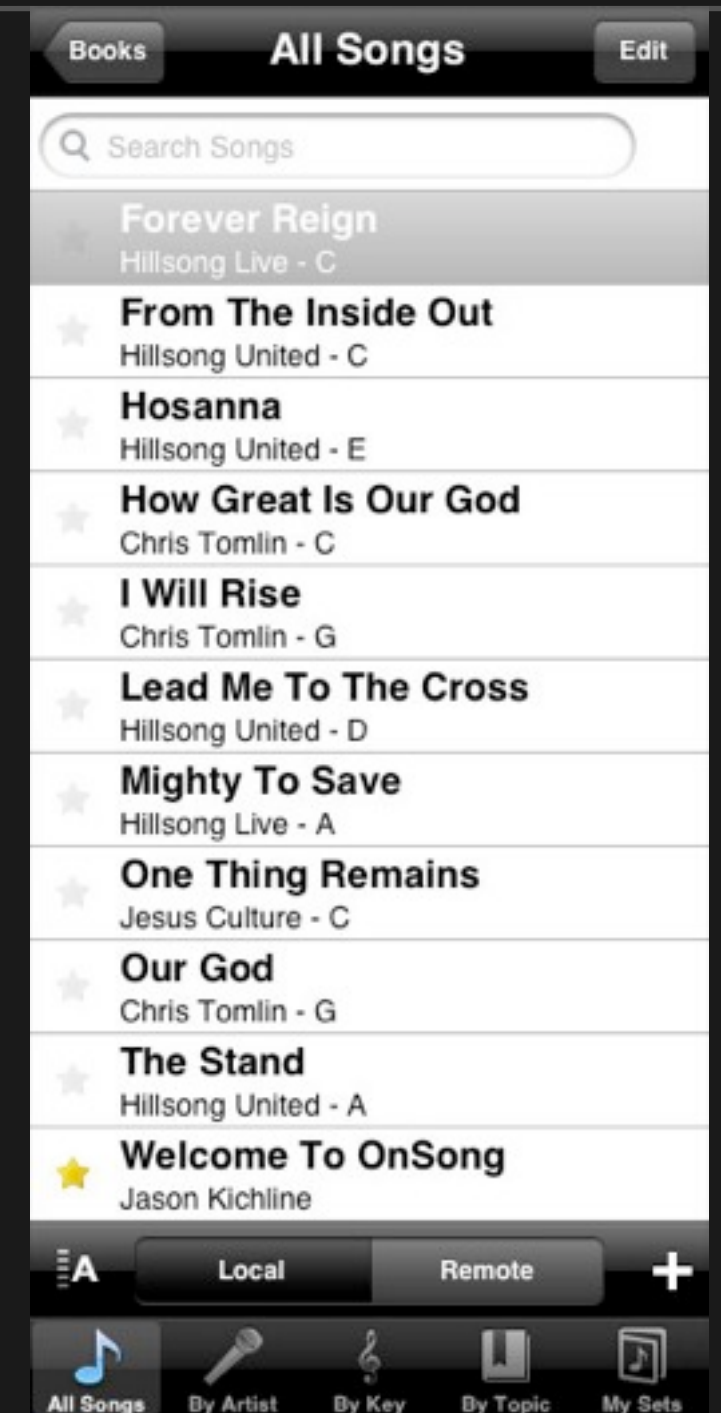


## Utilities Menu

Help documentation, tools and settings

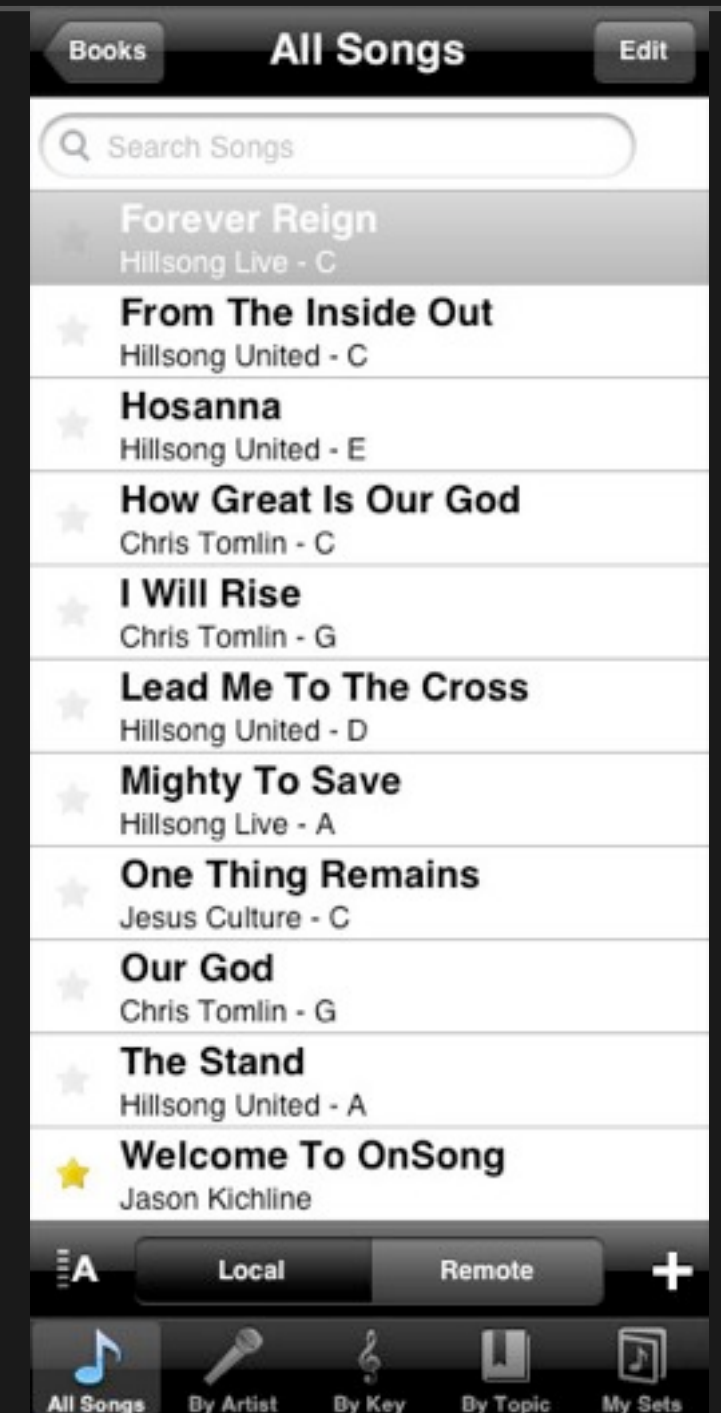
# Songs Menu

- Most important part of OnSong
- Where most of the work is done
- Add, import and organize your songs
- View specific songs for practice
- Create set lists for performance
- Access cloud-based chord charts



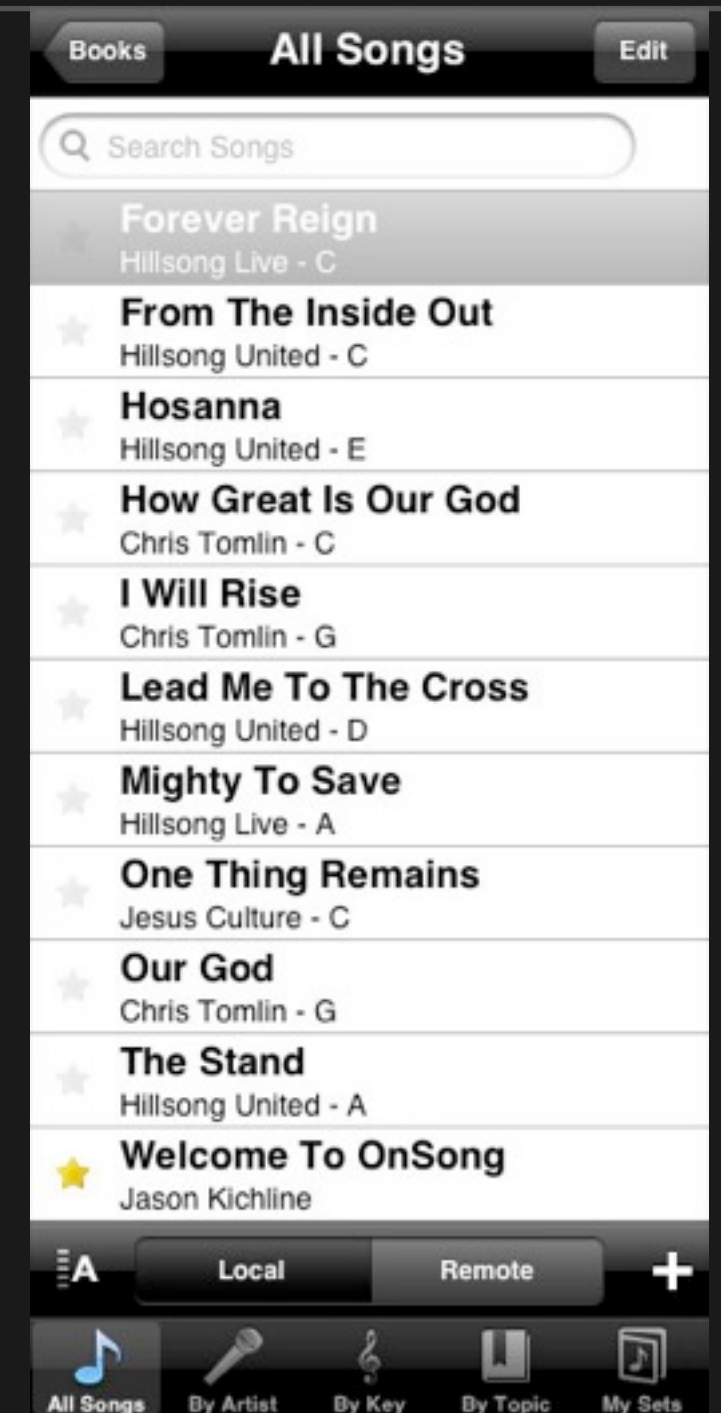
# Songs Menu

- Tap on “Books” to manage books of songs
- Tap on “Edit” to quickly delete or perform actions on individual songs
- Tap in the search bar to search your library (title, artist, lyrics, topics)
- Tap on the name of the song to view



# Songs Menu

- Tap on the “Sort” button to sort the list (title, artist, date added, starred, number)
- Tap on “Local” to see songs on your device
- Tap on “Remote” to view cloud-based chord charts from Rockin’ With The Cross
- Tap the “+” button to add or import songs



# Questions?

---

Please contact us at [learn@onsongapp.com](mailto:learn@onsongapp.com)